

1

2

3

4

A

A

B

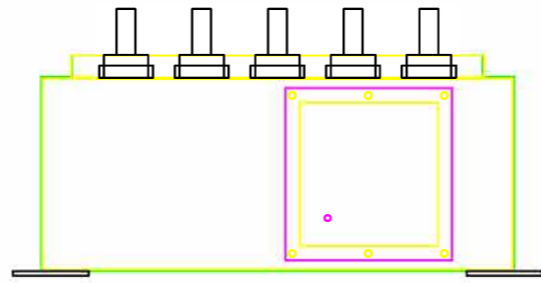
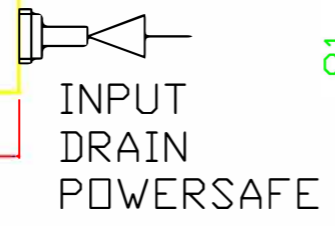
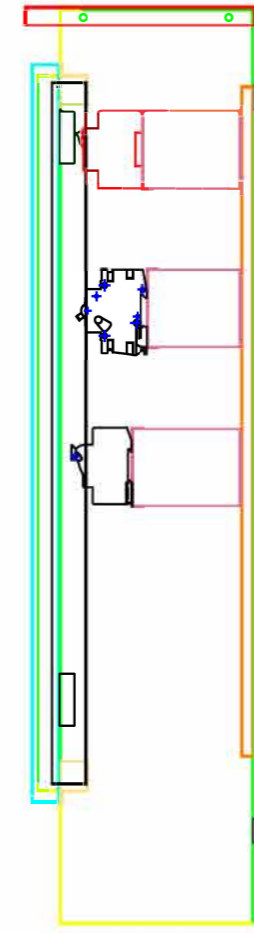
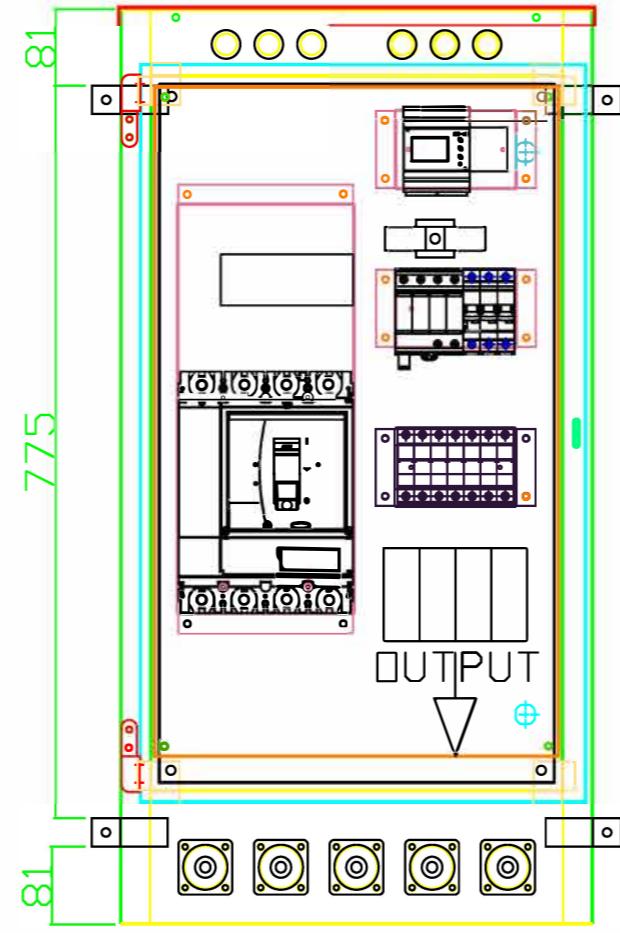
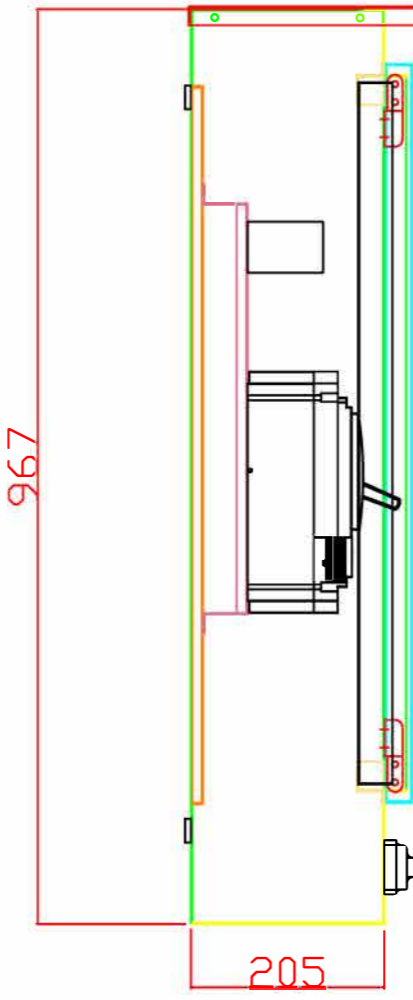
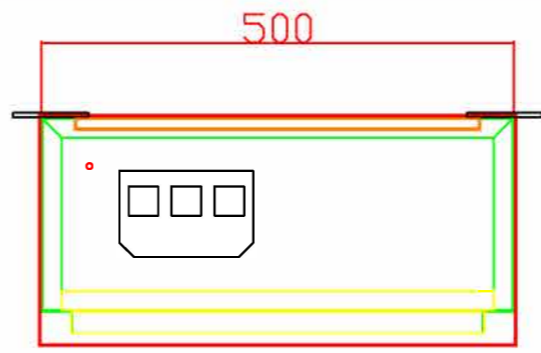
B

C

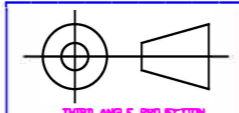
C

D

D



MOD NO.	DESCRIPTION	DRAWN BY	DATE



THIS DRAWING HAS BEEN PRODUCED SOLELY FOR THE PURPOSE OF COSTING AND IS NOT INTENDED TO BE USED AS A DIRECT DESIGN. IT IS SIMPLY CONCEPTUAL. THIS DRAWING CAN BE SUBJECT TO CHANGE AT ANY POINT AND MAY NOT BE AN EXACT REPRESENTATION OF THE FINAL PRODUCT.

ELECTRICAL INDUSTRIES
SUNBURY DRIVE
3 INDUSTRIAL
ESSEX

QTY REQD	PART OR IDENTIFYING NO	REFERENCE OR DESCRIPTION	REVISIONAL SPECIFICATION	ITEM NO
1				

UNLESS OTHERWISE SPECIFIED DIMENSIONS ARE IN MILLIMETRES TOLERANCES ARE FRACTIONS DECIMALS ANGLES		CONTRACT NO.	
±0.10	±0.10	±0.10	ME1/01/038
DO NOT SCALE DRAWING			
DATE	APPROVALS	TITLE	
21/12/2025	CB	400A ELR SPD T2 DRAIN	
DRAWN	CHECKED	SIZE (P/CH NO)	DWG NO
CB	CB	A3	MD20357 GA.DWG
SCALE	1:1	SHEET	1 OF 1

1

2

3

4